

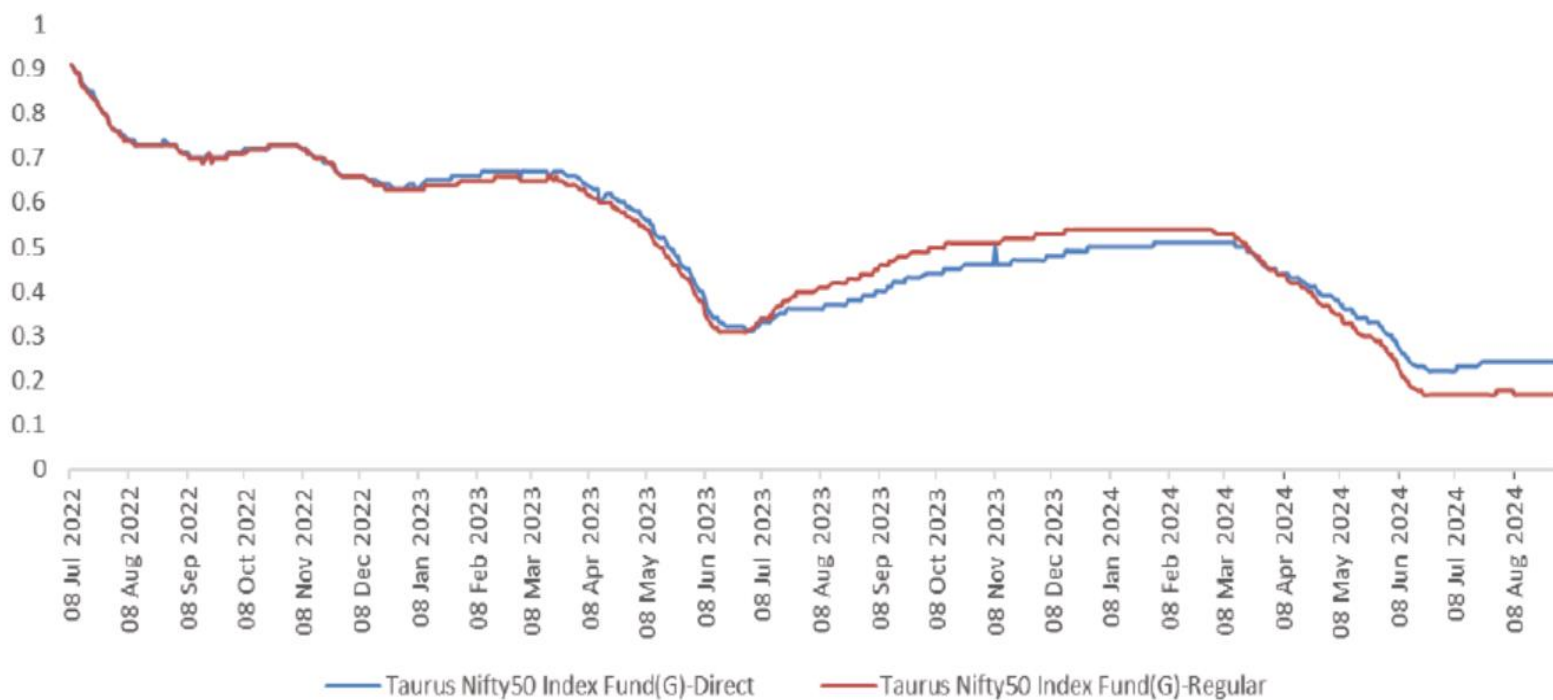
TAURUS NIFTY 50 INDEX FUND

(An open-ended scheme replicating / tracking Nifty 50 index)

TOP 50

Your low-cost ticket to market-leading returns

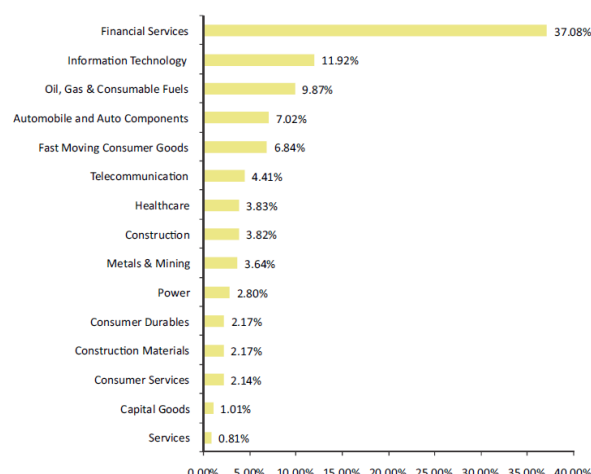
Nifty 50 Index Fund Daily tracking error for past 2 years.




PORTFOLIO HOLDING

EQUITY SECTOR ALLOCATION

Security Name	% of Net Asset
HDFC Bank Ltd.	13.01%
ICICI Bank Ltd.	8.97%
Reliance Industries Ltd.	8.12%
Infosys Ltd.	5.32%
Bharti Airtel Ltd.	4.41%
Larsen & Toubro Ltd.	3.82%
ITC Ltd.	3.58%
Tata Consultancy Services Ltd.	3.46%
Kotak Mahindra Bank Ltd.	3.03%
Axis Bank Ltd.	2.96%



MEET THE TEAM



Kanishk Kapur
Director & CIO



Anuj Kapil
Fund Manager-Equity

Scheme Features

Inception Date - June 19, 2010

Benchmark

**NIFTY
50 TRI**

Monthly AUM

Monthly Avg AUM | Month End AUM
INR **5.13** Cr. | INR **5.39** Cr.

Sharpe Ratio 0.39

Sortino Ratio 0.76

Sortino Ratio > Sharpe Ratio → Less volatility on the downside

For further information about other scheme features please visit the website: <http://https://www.taurusmutualfund.com>

Name of the Scheme	Riskometer Scheme #	Riskometer Scheme Indices
Taurus Nifty 50 Index Fund An open ended scheme replicating / tracking Nifty 50 index.		
This product is suitable for Investors who are seeking*		
<ul style="list-style-type: none"> Long term capital appreciation Investment in equity securities by replicating Nifty 50 	Investors understand that their principal will be at very high risk	Risk-O-Meter - Nifty 50 TRI

*Investors should consult their financial advisers if in doubt about whether the product is suitable for them.

*Source : ICRA

March 2025

Taurus Asset Management Co. Ltd. 3rd Floor, 301-304, Chandravillas Co-op Premises Society Ltd., AML Centre 2, 8 Mahal Industrial Estate, Off. Mahakali Caves Road, Andheri East, Mumbai-400093

Mutual Fund investments are subject to market risks, read all scheme related documents carefully.